

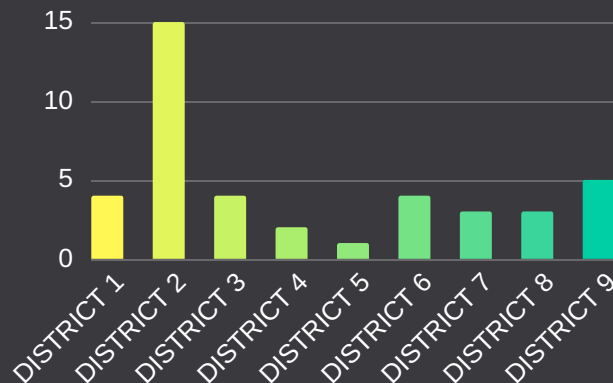
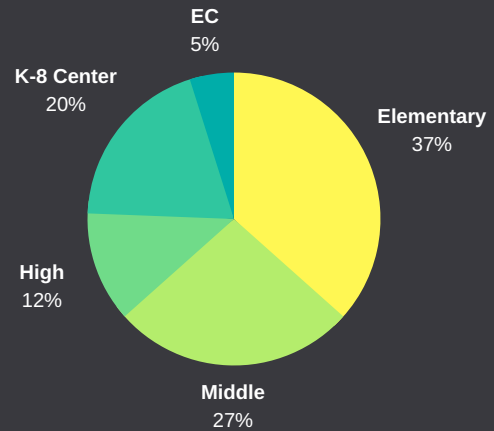
# 2017 MDCPS PRINCIPAL TURNOVER

## Key Findings

### ELEMENTARY SCHOOLS SEE THE MOST PRINCIPAL TURNOVER

41 K-12 MDCPS schools that saw a new principal in the 2017-2018 school year.

MDCPS elementary schools have a higher percentage of low-income students (76%) than the district overall average (70%).



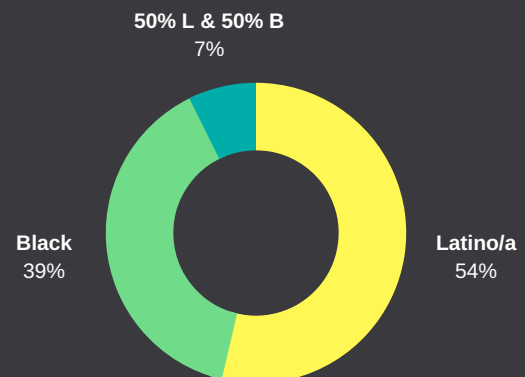
### TURNOVER BY DISTRICT

District 2 had 3x more turnover than **any** other district.

58% of students in District 2 are Black.

### PRINCIPAL TURNOVER & RACE

16 of the schools with turnover are majority Black students, 22 of the schools are majority Latino/a, and 3 are about 50/50 Black & Latino/a students.



83% of schools (34 out of 41) of the schools with turnover had 70%+ Free & Reduced Lunch (FRL) students.

### PRINCIPAL TURNOVER & INCOME

Free & Reduced Lunch is a common indicator used to measure the number of low-income students in a school.

# P.S.305

## PRINCIPAL TURNOVER MAP

